

## MANAGED ACCOUNT SOLUTIONS

### COLUMBIA 10 TO 15 YEAR MUNICIPAL LADDER SMA STRATEGY

#### Investment Approach

The strategy seeks to generate tax-free income consistent with a portfolio of laddered, municipal securities. We develop the strategy through a top-down/bottom-up process and primarily focus on identifying relative value opportunities within the ladder structure and in credit quality. We emphasize investment grade bond (BBB- or higher) in the maturity space (9-16 years) allowed by the ladder strategy and pursue opportunities we feel offer the best balance of credit fundamentals and incremental yield. Central to our investment philosophy is identifying relative value opportunities and managing risk.

#### Investment Process



#### Municipal market provides opportunities

- We believe the muni market is fragmented, inefficient and provides opportunities to actively manage credit and interest rate risks in order to drive superior long-term results through our focus on income, independent credit research and unique team approach.

#### Top-down / Bottom-up analyses

- Investment process is a combination of top-down macro and bottom-up fundamental analyses primarily focused on identifying relative value opportunities along the yield curve and in credit quality.
- Top-down macro review assists in setting portfolio target weightings and includes an analysis of the interest rate environment, growth expectations, inflation, unemployment, Federal Reserve policy, monetary and fiscal policy, the political environment and a variety of economic data.
- Fundamental bottom-up credit analysis, conducted by our credit research team, consists of a thorough review of each security. Our rigorous bottom-up security selection process focuses on providing attractive tax-exempt income and returns from a variety of issuers, sectors and geographic locations and avoiding potential pitfalls, all based on relative-value analysis.

#### Focus on yield curve positioning and credit quality

- The portfolio's maturity/duration, quality, sector, coupon, call structure and geography are analyzed and we set target weightings for their contribution to a ten-to-fifteen year ladder structure, based on our market outlook and risk analysis. We primarily focus on identifying relative value opportunities within the ladder structure and in credit quality. The investment team pursues those opportunities offering the best balance of credit fundamentals and incremental yield for inclusion in the portfolio.

#### Portfolio Management

Deborah Vargo	38 years experience
Bill Callagy	12 years experience

#### Distinguishing Features

- Extensive investment experience from our team of tenured portfolio managers, research analysts and traders.
- Dedicated municipal-only trading desk.
- Focus on risk management and downside risk mitigation.
- Credit research team provides independent, in-depth, fundamental credit analysis and surveillance.
- Columbia Threadneedle is a large player in the municipal market and participates in the corresponding benefits.










**There is no guarantee the objective will be achieved or that any return expectations will be met.**

**Past performance does not guarantee future results, and investing involves risk including the risk of loss of principal.**

## MANAGED ACCOUNT SOLUTIONS

### COLUMBIA 10 TO 15 YEAR MUNICIPAL LADDER SMA STRATEGY

#### Sector Allocation (% of assets)

Portfolio Weight		
Municipal Power		19.6
Special Non-property Tax		17.1
Sales Tax		11.2
Local General Obligation		10.4
Single Family Housing		9.5
Water & Sewer		9.2
Education		8.8
Hospital		8.8
Cash & Equivs		5.4

#### Portfolio Characteristics

Average maturity (years)	12.10
Average duration (years)	6.88
Average credit quality <sup>†</sup>	AA
Average coupon (%)	4.41
Yield-to-worst (%)	1.46

#### Credit Rating (% net assets)<sup>†</sup>

AA	63.2
A	31.4
Cash & Equivs	5.4

#### Duration Distribution (% net assets)

5-7 years	45.5
7-10 years	49.1
Cash & Equivs	5.4

**Investment risks** — Investing involves risk including the risk of loss of principal. There are risks associated with **fixed-income** investments, including credit risk, interest rate risk, and prepayment and extension risk. In general, bond prices rise when interest rates fall and vice versa. This effect is usually more pronounced for longer term securities. Investments in **municipal securities** will be affected by tax, legislative, regulatory, demographic or political changes, as well as changes impacting a state's financial, economic or other conditions. Income from **tax-exempt** municipal bonds may be subject to state and local taxes, and a portion of income may be subject to the federal and/or state alternative minimum tax for certain investors. Federal income tax rules will apply to any capital gains. Columbia Management Investment Advisers, LLC and its affiliates do not offer tax or legal advice. Consumers should consult with their tax advisor or attorney regarding their specific situation.

† Third-party rating agencies provide bond ratings ranging from AAA (highest) to D (lowest). When three ratings are available from Moody's, S&P and Fitch, the middle rating is used. When two are available, the lower rating is used. If only one is available, that rating is used. If a security is Not Rated but has a rating by Kroll and/or DBRS, the same methodology is applied to those bonds that would otherwise be Not Rated. Bonds with no third-party rating are designated as Not Rated. Investments are primarily based on internal proprietary research and ratings assigned by our fixed income investment analysts. Therefore, securities designated as Not Rated do not necessarily indicate low credit quality, and for such securities the investment adviser evaluates the credit quality. Holdings of the portfolio other than bonds are categorized under Other. Credit ratings are subjective opinions of the credit rating agency and not statements of fact and may become stale or subject to change.

**Duration** measures the sensitivity of bond prices to changes in interest rates. Bonds with a higher duration experience greater price volatility from interest rate movements. **Yield-to-worst** is the lowest return that can be received on a bond without default and assumes the bond is called or redeemed by the issuer at the earliest opportunity.

Portfolio characteristics are based on the model portfolio and are subject to change. This information does not constitute investment advice and is issued without regard to specific investment objectives or the financial situation of any particular recipient. Individual portfolio performance and holdings may differ from information shown due to decisions made by the program sponsor, the size and timing of cash flows and client-specific investment guidelines and objectives.

This material is provided to program sponsors and third-party intermediaries for informational purposes only. To the extent any such recipient chooses to further disseminate this material to program participants, CMIA and its affiliates assume no responsibility for compliance with any laws and rules associated with such further dissemination. Furthermore, receipt of this material by a program participant does not establish a relationship between any such program participant and CMIA or any of its affiliates.

Advisory services provided by Columbia Management Capital Advisers, an operating division of Columbia Management Investment Advisers, LLC ("CMIA") that offers investment management and related services to clients participating in various types of wrap programs.

These managed account programs are only available through investment professionals. Not all strategies may be available on all platforms, and fees and terms may vary. Managed account programs may not be appropriate for all investors.

Columbia Threadneedle Investments is the global brand name of the Columbia and Threadneedle group of companies.

© 2020 Columbia Management Investment Advisers, LLC. All Rights Reserved.