

# COLUMBIA ACTIVE RISK ALLOCATION PORTFOLIOS - MODERATE CONSERVATIVE

Grow assets and smooth the ride through volatile markets

## Risk allocated for consistency

By allocating risk across global markets, rather than simply allocating capital, the portfolios may help investors achieve their goals more consistently.

## Active and passive implementation

Diverse investment options allocate across global asset classes through both ETFs and mutual funds.

## Global multi-asset diversification

The strategy invests in an array of global asset classes, including equity, fixed income, inflation-hedging assets and alternative investments, enhancing diversification and potentially mitigating the effects of market volatility.

## Adaptive approach

Incorporating both tactical and dynamic repositioning can meaningfully adapt and change the diversification mix when market conditions change.

### Management Team

The Columbia Threadneedle Global Asset Allocation Team consists of a group of 30 asset allocation professionals from a variety of diverse backgrounds. The Global Asset Allocation Team collaborates daily to evaluate economic conditions, opportunities and risks across global capital markets. With a comprehensive global viewpoint, these experienced investment professionals seek to incorporate the key elements of **diversification, insight and flexibility** in an effort to create efficient and resilient asset allocation portfolios that can potentially deliver more consistent performance over time. An ongoing emphasis is placed on seeking to minimize downside risk while simultaneously delivering strong risk-adjusted returns for investors.

### Strategy Details

Composite Inception	02/28/18
Model Inception	06/30/15

### Average Underlying Expenses\*

Portfolio	0.52
-----------	------

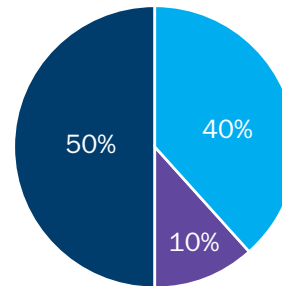
### Average Annual Total Returns (%)

	YTD (cum.)	1-year	3-year	5-year	Composite Inception	Model Inception
Columbia Active Risk Allocation Portfolios Moderate Conservative composite (pure gross)	4.07	7.10	–	–	4.89	–
Columbia Active Risk Allocation Portfolios Moderate Conservative composite (net)	1.76	3.95	–	–	1.80	–
Columbia Active Risk Allocation Portfolios Moderate Conservative model (pure gross)	4.18	7.01	4.80	5.56	–	4.77
Columbia Active Risk Allocation Portfolios Moderate Conservative model (net)	1.87	3.86	1.71	2.45	–	1.68
35% MSCI ACWI/ 65% Bloom-Barc US Agg Index	5.42	8.79	6.25	6.55	6.75	5.70

### Multiple sources of return for improved diversification

#### EXCHANGE TRADED FUNDS (ETFs)

- Commodities
- Emerging market equity
- Emerging market fixed income
- High-yield fixed income
- Intermediate corporate fixed income
- International developed market equity
- Mortgage-backed securities (MBS)
- Real estate investment trusts (REITs)
- Treasury inflation-protected securities (TIPS)
- U.S. equity
- U.S. Treasuries



#### COLUMBIA ADAPTIVE RISK ALLOCATION FUND

- Corporate fixed income
- Global equity
- Global sovereign bonds
- Inflation-hedging assets (commodities, REITs, inflation-linked bonds)

#### COLUMBIA MULTI STRATEGY ALTERNATIVES FUND

- Equity
- Fixed income
- Interest rates
- Commodities
- Currency markets

Actual allocations may vary from the targets shown at any given point in time.

**Past performance does not guarantee future results, and investing involves risk including the risk of loss of principal. There is no guarantee the objective will be achieved or that any return expectations will be met.**

Returns reflect the reinvestment of dividends, income, and capital gains and are calculated and stated in US dollars. Periods over one year are annualized.

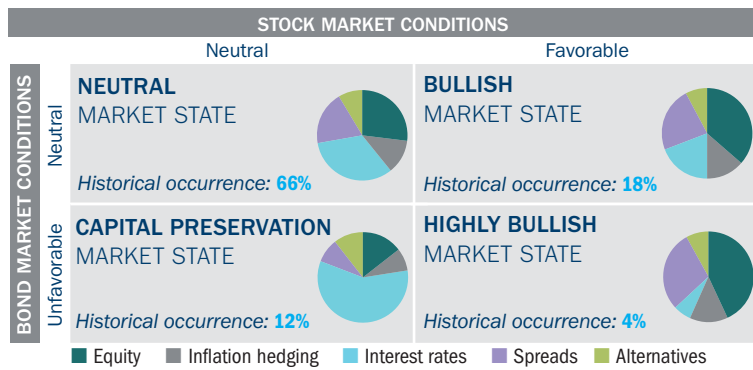
Pure Gross of fees performance does not include platform, or program sponsor, trading costs, administrative management fees, or other expenses that would be incurred by a participant portfolio but does reflect the deduction of investment expenses for the underlying mutual fund and ETF investments. Net of fees performance also reflects deduction of the maximum annual wrap fee of 3%. Composite performance represents the live track record for discretionary wrap SMA accounts. Model returns represent the change in value of the model portfolio's underlying securities holdings over the periods indicated. **Although the model portfolio represents actual investment advice the firm provided to a non-discretionary managed account program, the model results do not represent actual trading.**

\*Average underlying expenses are a weighted average of the net expense ratio of each fund or ETF held in the model portfolio as of the date shown. Because the portfolios reallocate in response to changing market conditions, these expenses may change frequently. Based on month-end data, actual underlying expenses for the 12 months ending 09/30/2020 ranged from 0.48% to 0.54%. Actual expenses will vary based on the underlying investments used, the percentage of the portfolio allocated to each investment, and the net expense ratio of each investment, including any waivers or reimbursements in place. Investors should contact their financial advisor or program sponsor for additional fees applicable to their account.

These managed account programs are only available through investment professionals. Not all strategies may be available on all platforms, and fees and terms may vary. Managed account programs may not be appropriate for all investors.

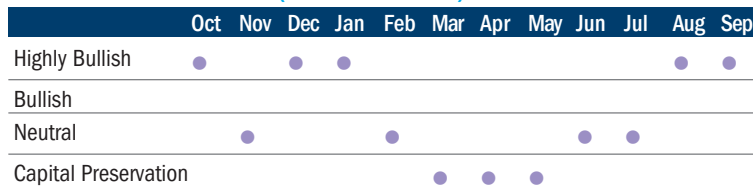
This material is provided to program sponsors and third-party intermediaries for informational purposes only. To the extent any such recipient chooses to further disseminate this material to program participants, CMLA and its affiliates assume no responsibility for compliance with any laws and rules associated with such further dissemination. Furthermore, receipt of this material by a program participant does not establish a relationship between any such program participant and CMLA or any of its affiliates.

Market States and Sample Risk Allocations<sup>1</sup>

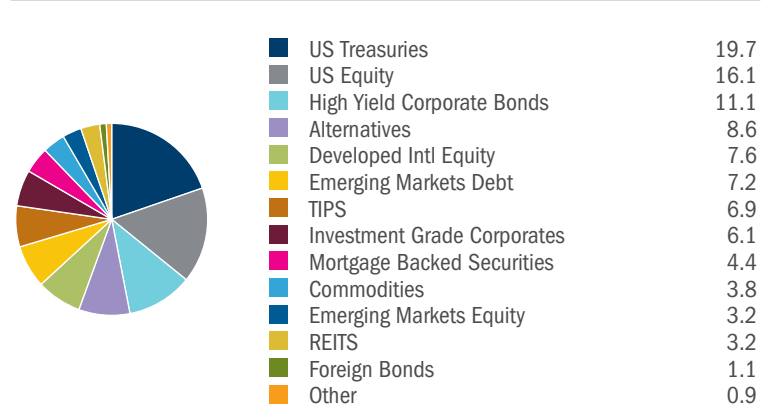


Source: Columbia Management Investment Advisers, LLC. Historical occurrence percentages based on market data from 01/01/70-12/31/19. The illustration above is a sample of our policy portfolios. Risk allocations are for illustrative purposes only and can differ from those of an actual portfolio in the strategy.

Historical Market States (Last 12 Months)<sup>1</sup>



Distribution of Investments (%)<sup>2</sup>



Top Holdings (% of assets)<sup>2</sup>

Columbia Adaptive Risk Allocation Fund	40.4
Columbia Alternative Beta Fund	10.0
iShares 7-10 Year Treasury Bond	7.8
SPDR S&P 500 ETF Trust	7.1
iShares iBoxx High Yield	6.8
iShares MSCI EAFE Index Fund	5.1
iShares JP Morgan USD Emerging Markets ETF	3.9
iShares iBoxx Investment Grade Bond ETF	3.8
iShares 3-7 Year Treasury Bond ETF	3.8
Vanguard MBS ETF	2.0

**Investment risks** — Market risk may affect a single issuer, sector of the economy, industry or the market as a whole. The portfolios are subject to the investment performance (positive or negative), risks and expenses of underlying funds in which they invest. **Asset allocation** does not assure a profit or protect against loss. **Alternative** investments involve substantial risks and are more volatile than traditional investments, making them more suitable for investors with an above average tolerance for risk. **ETFs** trade like stocks, are subject to investment risk and will fluctuate in market value. Investment products, including shares of mutual funds, are not federally or FDIC-insured, are not deposits or obligations of, or guaranteed by any financial institution. Investing in **derivatives** is a specialized activity that involves special risks that subject the portfolio to significant loss potential, including when used as leverage, and may result in greater fluctuation in portfolio value. The portfolio's use of **leverage** allows for investment exposure in excess of net assets, thereby magnifying volatility of returns and risk of loss. **Commodity** investments may be affected by the overall market and industry- and commodity-specific factors, and may be more volatile and less liquid than other investments. **Short positions** (where the underlying asset is not owned) can create unlimited risk. **International** investing involves certain risks and volatility due to potential political, economic or currency instabilities and different financial and accounting standards. Risks are enhanced for emerging market issuers. Fixed-income securities present **issuer default risk**. A rise in **interest rates** may result in a price decline of fixed-income instruments held by the portfolio, negatively impacting its performance and NAV. Falling rates may result in the portfolio investing in lower yielding debt instruments, lowering the portfolio's income and yield. These risks may be heightened for longer maturity and duration securities. Interest payments on **inflation-protected securities** may be more volatile than interest paid on ordinary bonds. In periods of deflation, these securities provide no income.

Columbia Management Capital Advisers claims compliance with the Global Investment Performance Standards (GIPS®). Columbia Management Investment Advisers, LLC, an SEC-registered investment adviser, offers investment products and services to institutional and retail markets. For the purposes of claiming compliance with GIPS, Columbia Management Investment Advisers, LLC has defined the Firm as Columbia Management Capital Advisers, an operating division of Columbia Management Investment Advisers, LLC that offers investment management and related services to clients participating in various types of wrap programs. Beginning March 30, 2015, the Columbia and Threadneedle group of companies, which includes multiple separate and distinct firms, began using the global offering brand Columbia Threadneedle Investments.

The firm's fees are available on request and may also be found in Part 2A of the Columbia Management Investment Advisers, LLC Form ADV. To receive a list of composite descriptions of Columbia Management Capital Advisers and/or a presentation that complies with the GIPS standards, contact the Columbia Threadneedle Investments sales desk at (800) 426-3750, or write to Columbia Management Capital Advisers, 225 Franklin Street, 29th floor, Boston, MA 02110, or salesinquiries@columbiathreadneedle.com.

This is an actively managed strategy which aims to mitigate volatility while delivering strong risk-adjusted total return through an adaptive, risk-allocated, investment approach. The strategy provides exposure to global fixed-income, global equity, and alternative asset classes by investing in mutual funds and ETFs, and targets a volatility of 5%-7% over a full market cycle. The strategy frequently employs derivatives for both hedging and non-hedging purposes. Leverage will typically range from 1.15x to 1.25x in the neutral state, excluding allocations directed to alternative investments. In its bullish or highly bullish market states, the strategy will typically be 1.25x to 1.35x levered; excluding allocations to alternatives. In its capital preservation state, the strategy is typically unlevered; excluding allocations to alternatives. The benchmark is 65% Bloomberg Barclays US Aggregate Index/ 35% MSCI ACWI Index.

<sup>1</sup> **Market state classification:** The management team employs quantitative and fundamental methods to identify four distinct market environments, described as neutral, capital preservation, bullish and highly bullish. The market states are generally characterized by a combination of bond and stock market conditions as follows: capital preservation (unfavorable bond market and neutral stock market conditions), neutral (neutral bond and stock market conditions), bullish (neutral bond market and favorable stock market conditions), and highly bullish (unfavorable bond market and favorable stock market conditions). A strategic risk allocation is created for each environment by analyzing multiple market indicators such as interest rates, inflation measures, yield curve, momentum, volatility and valuations. The different allocations will include exposure to equity securities, inflation-hedging assets and fixed-income securities, consisting of rate assets (generally, fixed-income securities issued by governments) and spread assets (other fixed-income securities). The neutral market state represents the environment that the management team expects to be in the most frequently and under normal circumstances. In this state they intend to balance risk between equities and three other risk sources: interest rates, inflation-hedging and spread assets. Within the other market states, the management team may increase or decrease the risk exposure to certain asset classes with the goal of generating attractive risk-adjusted returns and minimizing drawdown in that environment. Allocations of risk to asset classes may differ significantly across market environments.

<sup>2</sup> Holdings-based information is for the model portfolio as of a point in time and subject to change. Individual portfolio performance and holdings may differ from information shown due to decisions made by the program sponsor, the size and timing of cash flows and client-specific investment guidelines and objectives. Fees and terms may vary. Distribution of investments shows the percentage of total portfolio value (adjusted for leverage in underlying funds) invested in each asset class. Assets invested in Columbia Adaptive Risk Allocation Fund are shown on a look-through basis. Assets invested in other pooled vehicles are allocated to a single asset class. Cash excludes cash and cash collateral held in underlying funds. These weightings may differ from the policy portfolio for the current market state due to trade timing, tactical allocations, and other factors.

The portfolio holdings information provided by Columbia Management Investment Advisers, LLC and/or its agents or affiliates is proprietary and confidential. References to specific securities are included as an illustration of the investment management strategy and are not recommendations. It should not be assumed that any particular security was or will prove to be profitable or that decisions in the future will be profitable or provide similar results to the securities discussed.

The **Bloomberg Barclays U.S. Aggregate Bond Index** is a market-value-weighted index that tracks the daily price, coupon, pay-downs and total return performance of fixed-rate, publicly-placed, dollar-denominated, and non-convertible investment-grade debt issues with at least \$250 million par amount outstanding and with at least one year to final maturity. The **MSCI ACWI Index** is a free float-adjusted market capitalization index that is designed to measure equity market performance in the global developed and emerging markets. It is not possible to invest directly in an index.

Bloomberg Index Services Limited. BLOOMBERG® is a trademark and service mark of Bloomberg Finance L.P. and its affiliates (collectively "Bloomberg"). BARCLAYS® is a trademark and service mark of Barclays Bank Plc (collectively with its affiliates, "Barclays"), used under license. Bloomberg or Bloomberg's licensors, including Barclays, own all proprietary rights in the Bloomberg Barclays Indices. Neither Bloomberg nor Barclays approves or endorses this material, or guarantees the accuracy or completeness of any information herein, or makes any warranty, express or implied, as to the results to be obtained therefrom and, to the maximum extent allowed by law, neither shall have any liability or responsibility for injury or damages arising in connection therewith.

Columbia Threadneedle Investments (Columbia Threadneedle) is the global brand name of the Columbia and Threadneedle group of companies.