

# When will U.S. daily life return to normal?

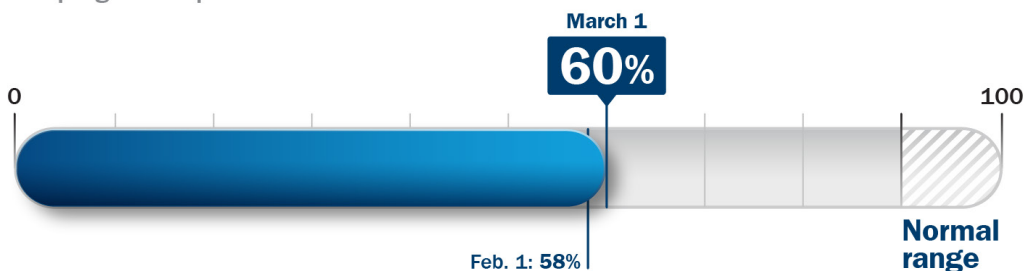
March 1, 2021

The Columbia Threadneedle Return to Normal Index measures progress toward a post-pandemic world.



## RETURN TO NORMAL INDEX

The Return to Normal Index tracks activity compared with prepandemic levels as we progress to post-COVID normal life.



As of 03/01/21. Source: Columbia Threadneedle Investments

As the U.S. continues its COVID-19 vaccination program, the Return to Normal Index measures human activity data relative to prepandemic levels. The index is constructed by our data scientists and fundamental analysts and tracks activities in the U.S. including travel, returning to work and school, brick-and-mortar shopping and eating out. By design, the index is focused on measuring components of daily life rather than economic indicators like GDP growth. The percentage level will move closer to 100 as daily life normalizes, and our analysts will update it on a regular basis.

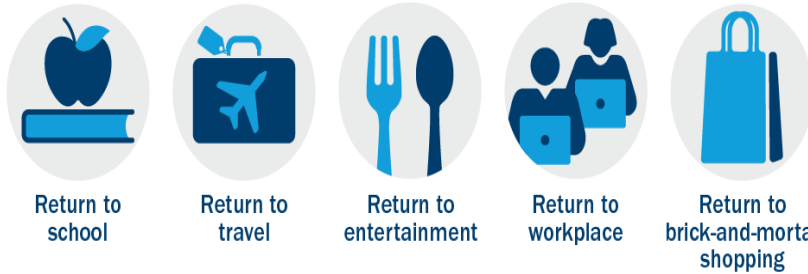
### WHAT'S CHANGED:

Since our February update, the Return to Normal Index has ticked up slightly. It's not surprising: large segments of the population are still not eligible to get a vaccination. But the good news is that, COVID cases, hospitalizations and positivity rates continue to fall precipitously, and vaccine distribution is accelerating. Among the index subcomponents (explained below), return to in-person schooling is rising because many counties are moving away from remote learning and back to in-person schooling or hybrid models.

**Activity numbers won't all return to where they were before COVID.** The index could hit “normal” at a point lower than the 100 level due to continued changes in behavior like working from home and reduced business travel. The definition of the future normal is evolving, and the index's normal threshold will reflect our data science and fundamental research insights.

### WHAT WE'RE WATCHING:

We're analyzing the time people spend engaging in a broad set of activities outside their homes. The index components have implications for economic growth, but the primary objective is to monitor how close or far we are to returning to normal life.



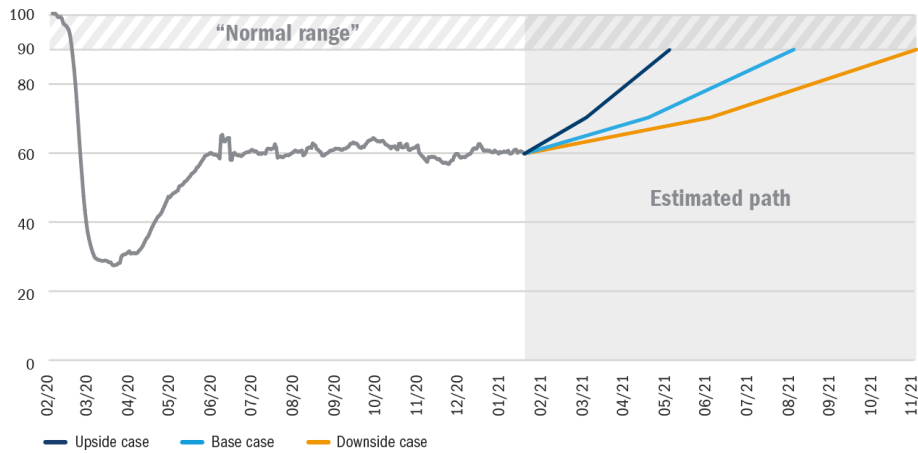
Our index suggests that we're still 40% below pre-COVID activity levels. The levels of subcomponent activity vary: the return to brick-and-mortar stores is 31% below its pre-COVID levels and a normal work routine is 32% below pre-COVID. The subcomponent with the lowest level is travel/entertainment: 61% below pre-COVID levels.

### WHAT COULD DRIVE CHANGE:

Faster vaccine distribution and uptake could accelerate the path to normal (i.e., the upside case). Developments that could impede a return to normal (i.e., the downside case) include the emergence of variants that are resistant to current vaccines or slower uptake of the vaccine in certain places (because of people's unwillingness to get vaccinated or shortfalls in supply).

## ▶ Columbia Threadneedle Return to Normal Index over time

Level as of March 1: 60%




As of 03/01/21. Source: Columbia Threadneedle Investments

“This index provides a framework as we analyze companies,” says Paul DiGiacomo, Head of Equity Research. “It’s a roadmap for what normal activity might look like after COVID and how long it will take to get there. The information allows us to test a company’s own assumptions and make adjustments in our views as needed.”

For investors, the Columbia Threadneedle Return to Normal Index can act the same way: it’s an additional input to consider as they research their individual asset allocation and portfolio decisions.

**Bottom line:** Understanding where we are on the path to normal life will be a critical question in 2021. This data input can help inform investors’ asset allocation decisions and set expectations on market activity.



To find out more, call [800.426.3750](tel:800.426.3750)  
or visit [columbiathreadneedle.com](http://columbiathreadneedle.com)



**Not FDIC insured • No bank guarantee • May lose value**

Securities products offered through Columbia Management Investment Distributors, Inc., member FINRA. Advisory services provided by Columbia Management Investment Advisers, LLC.

Columbia Threadneedle Investments (Columbia Threadneedle) is the global brand name of the Columbia and Threadneedle group of companies.

The views expressed are as of the date given, may change as market or other conditions change and may differ from views expressed by other Columbia Management Investment Advisers, LLC (CMIA) associates or affiliates. Actual investments or investment decisions made by CMIA and its affiliates, whether for its own account or on behalf of clients, may not necessarily reflect the views expressed. This information is not intended to provide investment advice and does not take into consideration individual investor circumstances. Investment decisions should always be made based on an investor's specific financial needs, objectives, goals, time horizon and risk tolerance. Asset classes described may not be suitable for all investors. Past performance does not guarantee future results, and no forecast should be considered a guarantee either. Since economic and market conditions change frequently, there can be no assurance that the trends described here will continue or that any forecasts are accurate.